



# Bi-Polar Temporary Pacing Wires


## BM-series & BMZ-series

Our integrated bi-polar pacing leads provide easy, safe and fast placement. Inline Bi-polar design enables placement of both electrodes in myocardium with only one needle puncture. Available with MCE Flare or Z fixation.



## VE-series

Our Pre-bent L shape (hook) eliminated the need to cut and discard needles. Bonded at the tip to eliminate fraying of the multi-stranded wire. Ideal for Atrial and Pediatric applications.




## VF-series

The bifurcated design of our VF-series pacing wires combines the ease of single wire placement with advantages of bipolar wires. MCE Flare Design provides easy atraumatic placement.

## VO-series

The VO-series combines an O design with Bullet Electrode. The O-shape, also known as "Loop" or "Lasso" increases the surface area and contact of the electrode which gives the user security of placement.



# Bi-Polar Temporary Pacing Wires

## Advanced temporary pacing leads

- Small Needles and Wire Diameter
- Atraumatic Flare Fixation
- Single Thoracic Puncture to Place two Electrodes

### Several Key advantages to choose Temporary Pacing Wires from Medical Concepts Europe:

- Smallest diameter wire and needles
- Custom made options
- Atraumatic designs to minimize potential for bleeding
- Unique designs for Atrial fixation

At Medical Concepts Europe we are dedicated to providing comprehensive solutions for Temporary Pacing in Cardiac Surgery. Our dedication to this specific medical device technology allows us to improve quality, innovation and reliability resulting in superior patient care. We are committed to advancing the practice of medicine, by making advancements in technology for temporary pacing thus contributing to successful outcomes for every patient.

Please contact your local representative or MCE directly to find out more about our product portfolio. We look forward to the opportunity to explain the possibilities in person or explore for yourself at: [www.medicalconcepts.eu](http://www.medicalconcepts.eu)

## Advise/Comment/Configurations

.....

.....

.....

.....

### V Series bifurcated Wires for Myocardial and Epicardial Placement

- One wire performs like two single wires requiring only one thoracic needle to pass through the chest wall

### BM Series for Myocardial Placement

- Atraumatic Fixation Designs
- Single needle insertion to place two electrodes
- Requires only one thoracic needle to pass through chest wall
- Pediatric needle available

### VF Wires for Myocardial Placement

- Atraumatic Fixation

### VE and VO for Epicardial Placement

- VE - Pre-bent in V shape and bonded tip to eliminate fraying
- VO - Pre-bent in O-shape - fixation with electrode increases contact area

